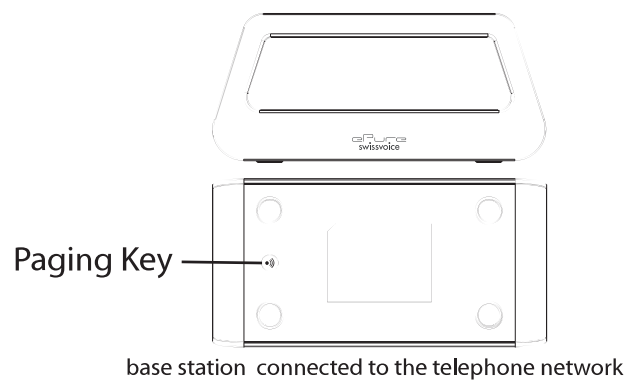
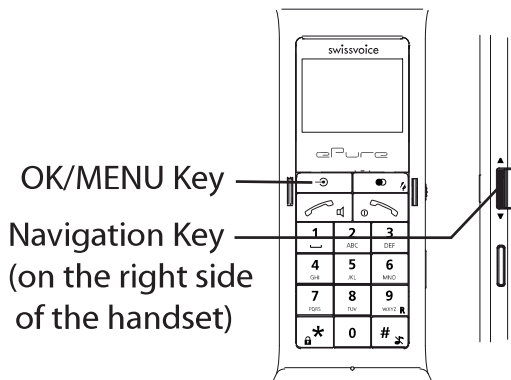


How to register new handsets? (to the base station you have connected to the telephone network)



1

press and hold
down the Paging
key for around
10 seconds

base station connected to the telephone network


2

Press



3

Move to "ADVANCED SET"
with navigation key and
confirm with



4

Move to "REGISTRATION"
with navigation key and
confirm with



5

Move to "REGIST. BASE"
with navigation key and
confirm with



6

Select the main base station
(default 1) by pressing the
"1" on your handset




7

After a few seconds you
will be asked to enter the
PIN. Enter PIN (default 0000)
and press



8

If registration is successful
you will hear the dialling
tone when you press ,
and see handset number on
the screen.
Repeat this procedure for every
additional handset. For more
details, refer to page 10 of the
user guide.

